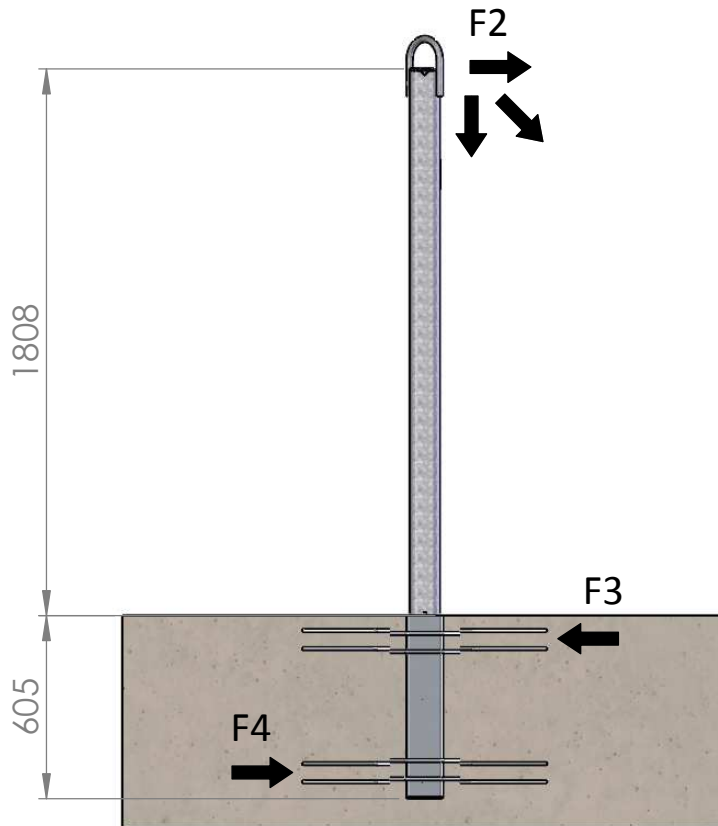


# HILMA-SLEEVE AND SAMI-STUD

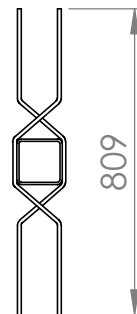
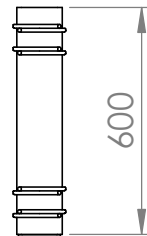
## Applications:

- Fall protection system for vault cast work
- Lifeline- safety strap is tightened between the posts



## Hilma- sleeve

- Pipe 120 x 120 x 6



## Features:

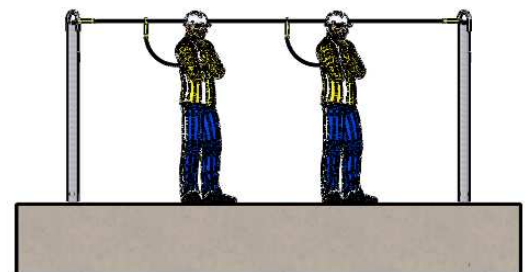
- Hilma- sleeve is ready made part, immersed in concrete slab already at the concrete casting factory
- Hilma-sleeve pull out load in concrete slab: 130,9 kN
- Sami- stud hot dip galvanized
- According to standard EN 795

## Base of calculation:

- Sami- stud are installed so that max spacing is 20 m
- Safety strap loaded with 2 people a 140 kg/ person and both is falling down
- $F_2 = 22.2$  kN
- $F_3 = 88.8$  kN
- $F_4 = 66.6$  kN

## Weights and codes

- Hilma- sleeve ca. 15 kg 42080
- Sami- stud ca. 90 kg 42082



**vepe**

www.vepe.fi

tel. + 358 9 2747 220