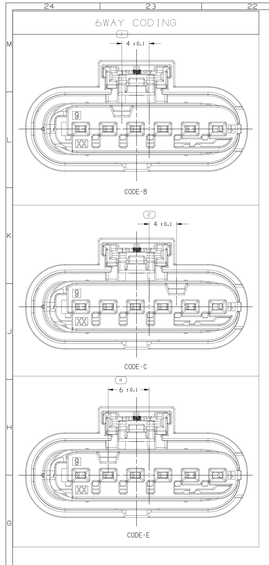

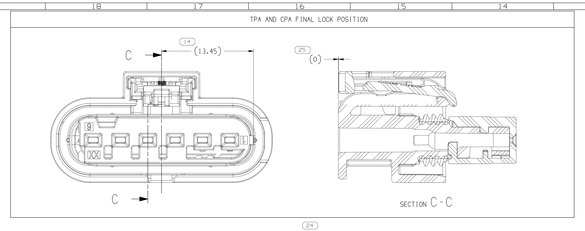

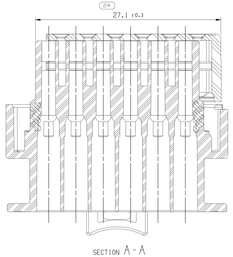

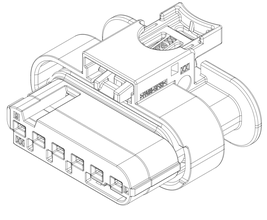

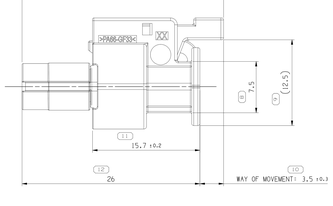

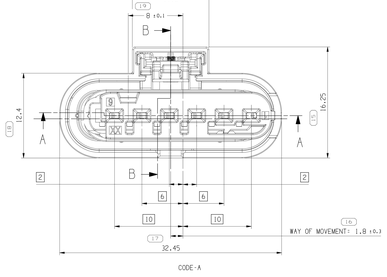

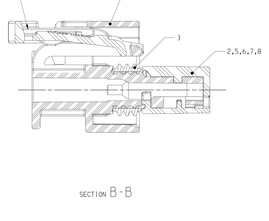

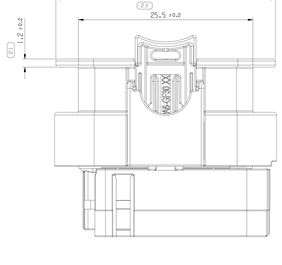

NOTES

1. UNLESS OTHERWISE SPECIFIED AND/OR INDICATED:

   DIMENSIONS ARE TO FACE OF VIEW SHOWN AND AUTOMATICALLY ROUNDED BY COMPUTER FOR INSPECTION (SEE MATH MODEL FOR PRECISE DIMENSIONS). FOR ALL OTHER DIMENSIONS NOT SHOWN BUT REQUIRED FOR TOOL BUILD, SEE MATH MODEL FOR PRECISE TOOL PATH DATA.

2. THIS PART USED IN ASSEMBLY SEE CHART.
3. SUITABLE TERMINAL SYSTEM CTS/MCON/MLK 1.2 LL.
4. MAX. WIRE SIZE RANGE 1.0 MM2, FOR CAVITY- Ø 3.55MM.
5. ASSEMBLY MANUAL REFER TO 35126449.CUS72.S01.
6. INTERFACE REFER TO USCAR-EWCAP 120-S-006-1-201/202.
7. FOR APPLICATION DATA SEE THE INDIVIDUAL APPLICATION DRAWINGS.

ASSEMBLY PART NUMBER	ASSEMBLY PART NAME	REV.	CODING	ITEM NO	PART NUMBER	PART NAME	REV.	MATERIAL SPECIFICATION AND COLOUR
35320859	FEMALE CONNECTOR ASM	01	E	4	35124265	CPA	02	POLYESTER COMPUND RED
				3	35292772	SEAL	01	ELAS VMQ HI TEAR LIQUID NAT
				7	35020559	TPA	01	POLYESTER COMPUND RED
				1	35020443	HOUSING	02	POLYESTER COMPUND BLK
35320858	FEMALE CONNECTOR ASM	01	C	4	35124265	CPA	02	POLYESTER COMPUND RED
				3	35292772	SEAL	01	ELAS VMQ HI TEAR LIQUID NAT
				6	35020557	TPA	01	POLYESTER COMPUND BLU
				1	35020443	HOUSING	02	POLYESTER COMPUND BLK
35320857	FEMALE CONNECTOR ASM	01	B	4	35124265	CPA	02	POLYESTER COMPUND RED
				3	35292772	SEAL	01	ELAS VMQ HI TEAR LIQUID NAT
				5	35020556	TPA	01	POLYESTER COMPUND NAT
				1	35020443	HOUSING	02	POLYESTER COMPUND BLK
35449389	FEMALE CONNECTOR ASM	01	A	4	35124265	CPA	02	POLYESTER COMPUND RED
				3	35292772	SEAL	01	ELAS VMQ HI TEAR LIQUID NAT
				8	35425007	TPA	01	POLYESTER COMPUND BLK
				1	35020443	HOUSING	02	POLYESTER COMPUND BLK
35320856	FEMALE CONNECTOR ASM	01	A	4	35124265	CPA	02	POLYESTER COMPUND RED
				3	35292772	SEAL	01	ELAS VMQ HI TEAR LIQUID NAT
				2	35020555	TPA	01	POLYESTER COMPUND GRA
				1	35020443	HOUSING	02	POLYESTER COMPUND BLK

SYMBOL DEFINITION		
A DIMENSION WITHOUT AN INSPECTION REPORT SYMBOL ( ) DOES NOT REQUIRE INSPECTION. IT MAY BE CONTROLLED ON THE INDIVIDUAL COMPONENT DRAWING.	TOTAL NO OF INSPECTIONS REQUIRED	21
	LAST NO. USED	25

MISSING SYMBOLS
3 5-7

DWG STATUS					ZONE	REVISION HISTORY	AUTH	DR	APVD	APVD
DATE	SUB	REV	APP	CHG						
03JN21	R	01	-	-	-	RELEASED CUSTOMER DRAWING	445177	LW	XZ	HGB

(12) PROCESS SENSITIVE DIMENSION

DIMENSIONS ENCLOSED IN ( ) INDICATE REFERENCE DIMENSIONS AND NO TOLERANCE WILL BE ESTABLISHED.

NOMINAL RANGE (MM)								
FROM	0.5	6	30	120	315	1000	2000	4000
TO	6	30	120	315	1000	2000	4000	8000
TOLERANCE UNLESS OTHERWISE SPECIFIED								
±0.1	±0.2	±0.3	±0.4	±0.5	±0.7	±1.0	±1.5	±2.0
ANGULAR TOLERANCE ±1°								

FIRST ANGLE PROJECTION

DO NOT SCALE USE MATH DATA

NX

THIS DRAWING IS THE PROPERTY OF DELPHI CORPORATION. THE REPRODUCTION, DISTRIBUTION AND UTILIZATION OF THIS DRAWING, CONTENTS OR ITEMS SHOWN THEREON AS WELL AS COMMUNICATION OF ANY CONTENT TO OTHERS, WITHOUT EXPRESS AUTHORIZATION, IS PROHIBITED.

		Date
DR		
APVD	LUKE WANG	03JN21
APVD	KEVIN ZHOU	03JN21
APVD	HUANG SUIBIN	03JN21
APVD		
APVD		

PART DRAWING

UNLESS OTHERWISE SPECIFIED

ALL DIMENSIONS ARE IN MILLIMETERS

SUBSTANCES OF CONCERN AND RECYCLED CONTENT PER APPLY (DRAWING)

MATERIAL: SEE CHART

REFERENCE

DRAWING NAME: TAXI ASM CONN F CTS 120 SLD

DELPHI
CONNECTION SYSTEMS
Wuhing, China

COPYRIGHT 2021 DELPHI CORPORATION AND/OR ITS AFFILIATES. ALL RIGHTS RESERVED.

DRAWING NUMBER: 35087440

SIZE	SCALE	FRAME NO	SHEET NO	SHEET TOTAL	REV	NUM
A1x3	5:1	2 OF 2	1 OF 1	R	01	-

DRAWING NUMBER: 35087440

SIZE	SCALE	FRAME NO	SHEET NO	SHEET TOTAL	REV	NUM
A1x3	5:1	1 OF 2	1 OF 1	R	01	-

35087440

Date: 03-Jun-21 Time: 15:04:11
Model: 35087440_CUS72.S01.01
Drawing: 35087440_CUS72.S01.01