



L-861T Elevated Taxiway Edge LED (ETES) Light

## Spare Parts

SP\_2050, Rev. A, 2020/08/26





## A.0 Disclaimer / Standard Warranty

### CE certification

The equipment listed as CE certified means that the product complies with the essential requirements concerning safety and hygiene. The European directives that have been taken into consideration in the design are available on written request to ADB SAFEGATE.

### ETL certification

The equipment listed as ETL certified means that the product complies with the essential requirements concerning safety and FAA Airfield regulations. The FAA directives that have been taken into consideration in the design are available on written request to ADB SAFEGATE.

### All Products Guarantee

ADB SAFEGATE will correct by repair or replacement per the applicable guarantee above, at its option, equipment or parts which fail because of mechanical, electrical or physical defects, provided that the goods have been properly handled and stored prior to installation, properly installed and properly operated after installation, and provided further that Buyer gives ADB SAFEGATE written notice of such defects after delivery of the goods to Buyer. Refer to the Safety section for more information on Material Handling Precautions and Storage precautions that must be followed.

ADB SAFEGATE reserves the right to examine goods upon which a claim is made. Said goods must be presented in the same condition as when the defect therein was discovered. ADB SAFEGATE further reserves the right to require the return of such goods to establish any claim.

ADB SAFEGATE's obligation under this guarantee is limited to making repair or replacement within a reasonable time after receipt of such written notice and does not include any other costs such as the cost of removal of defective part, installation of repaired product, labor or consequential damages of any kind, the exclusive remedy being to require such new parts to be furnished.

ADB SAFEGATE's liability under no circumstances will exceed the contract price of goods claimed to be defective. Any returns under this guarantee are to be on a transportation charges prepaid basis. For products not manufactured by, but sold by ADB SAFEGATE, warranty is limited to that extended by the original manufacturer. This is ADB SAFEGATE's sole guarantee and warranty with respect to the goods; there are no express warranties or warranties of fitness for any particular purpose or any implied warranties of fitness for any particular purpose or any implied warranties other than those made expressly herein. All such warranties being expressly disclaimed.

### Standard Products Guarantee

Products of ADB SAFEGATE manufacture are guaranteed against mechanical, electrical, and physical defects (excluding lamps) which may occur during proper and normal use for a period of two years from the date of ex-works delivery, and are guaranteed to be merchantable and fit for the ordinary purposes for which such products are made.



#### Note

See your sales order contract for a complete warranty description.

### FAA Certified product installed in the United States and purchased or funded with monies through the Airport Improvement Program (AIP) installations guarantee

ADB SAFEGATE L858 Airfield Guidance Signs are warranted against mechanical and physical defects in design or manufacture for a period of 2 years from date of installation, per FAA AC 150/5345-44 (applicable edition).

ADB SAFEGATE L858(L) Airfield Guidance Signs are warranted against electrical defects in design or manufacture of the LED or LED specific circuitry for a period of 4 years from date of installation, per FAA EB67 (applicable edition).

ADB SAFEGATE LED light fixtures (with the exception of obstruction lighting) are warranted against electrical defects in design or manufacture of the LED or LED specific circuitry for a period of 4 years from date of installation, per FAA EB67 (applicable edition).



## Note

See your sales order contract for a complete warranty description.

---

## Liability



### WARNING

Use of the equipment in ways other than described in the catalog leaflet and the manual may result in personal injury, death, or property and equipment damage. Use this equipment only as described in the manual.

---

ADB SAFEGATE cannot be held responsible for injuries or damages resulting from non-standard, unintended uses of its equipment. The equipment is designed and intended only for the purpose described in the manual. Uses not described in the manual are considered unintended uses and may result in serious personal injury, death or property damage.

Unintended uses, includes the following actions:

- Making changes to equipment that have not been recommended or described in this manual or using parts that are not genuine ADB SAFEGATE replacement parts or accessories.
- Failing to make sure that auxiliary equipment complies with approval agency requirements, local codes, and all applicable safety standards if not in contradiction with the general rules.
- Using materials or auxiliary equipment that are inappropriate or incompatible with your ADB SAFEGATE equipment.
- Allowing unskilled personnel to perform any task on or with the equipment.

## © ADB SAFEGATE BV

This manual or parts thereof may not be reproduced, stored in a retrieval system, or transmitted, in any form or by any means, electronic, mechanical, photocopying, recording, nor otherwise, without ADB SAFEGATE BV's prior written consent.

This manual could contain technical inaccuracies or typographical errors. ADB SAFEGATE BV reserves the right to revise this manual from time to time in the contents thereof without obligation of ADB SAFEGATE BV to notify any person of such revision or change. Details and values given in this manual are average values and have been compiled with care. They are not binding, however, and ADB SAFEGATE BV disclaims any liability for damages or detriments suffered as a result of reliance on the information given herein or the use of products, processes or equipment to which this manual refers. No warranty is made that the use of the information or of the products, processes or equipment to which this manual refers will not infringe any third party's patents or rights. The information given does not release the buyer from making their own experiments and tests.

# TABLE OF CONTENTS

<b>1.0 RELIANCE L-861T Elevated Taxiway Edge LED (ETES) Light .....</b>	<b>1</b>
1.1 RELIANCE ETES-L Introduction .....	1
1.2 Taxiway Edge, L-861T(L) .....	1
<b>2.0 RELIANCE ETES Parts .....</b>	<b>3</b>
2.1 L-861T Optional Stake Assembly Parts List .....	7
2.2 Optional Parts .....	7
2.3 Retrofit Charts .....	8
2.3.1 LED Replacement Charts .....	9
2.4 RELIANCE ETES Spare Parts .....	11
<b>A.0 Spares and Support .....</b>	<b>13</b>
A.1 ADB SAFEGATE Website .....	14
A.2 Recycling .....	14
A.2.1 Local Authority Recycling .....	14
A.2.2 ADB SAFEGATE Recycling .....	14



# 1.0 RELIANCE L-861T Elevated Taxiway Edge LED (ETES) Light

The RELIANCE ETES-L LED elevated light fixture is used to define the edges of airport taxiways and has an average LED life of 100,000 hours under high-intensity conditions and more than 180,000 hours under typical operating conditions, resulting in significant reduction or even elimination of ongoing maintenance costs and periodic re-lamping expenses. The RELIANCE ETES-L with arctic option prevents ice and snow buildup from obscuring light output; it melts ice similar to the way a traditional incandescent fixture does. Not only is the light ideal for wintry conditions, but for optimal visibility during the day because of the blue optical outer lens. 10/15 W and 20/25 W isolation transformers are available for use with RELIANCE ETES-L fixtures to match fixture load for optimal efficiency. A standard 30/45W isolation transformer may also be used.



## 1.1 RELIANCE ETES-L Introduction

See [Figure 1](#). This section describes the ADB SAFEGATE RELIANCE L-861T elevated taxiway edge LED (ETES) light.

See [Figure 2](#) for the main items in the assembly. Typical installation is on a L-867 light base. The housing assembly includes the electronic package.

The optional mounting is stake mounted on a 30-inch galvanized steel stake. The fixtures can also be mounted on a base plate for a 12- or 16-inch diameter L-867 base with 1-1/2-inch NPS or a special 2-inch NPT frangible reducer coupling for an existing installation that has 2-inch NPT hubs in the base plate. Base mounting is recommended because maintenance is easier to perform. Stake-mounted lights require transformers, cables, and connectors that are designed for direct earth burial.

## 1.2 Taxiway Edge, L-861T(L)

### Compliance with Standards

<b>FAA:</b>	L-861T(L) AC 150/5345-46 (Current Edition) and the FAA Engineering Brief No. 67. ETL Certified.
<b>ICAO:</b>	Annex 14, Vol. 1, para. 5.3.17; 5.3.18 (for photometry)
<b>CE:</b>	Complies with the requirements of the EMC Directive 2004/108/EC

### Uses

Taxiway edge fixture is used to delineate the edges of airport taxiways.

<b>FAA</b>	<ul style="list-style-type: none"> <li>Taxiway Edge L-861(L)</li> </ul>
<b>ICAO</b>	<ul style="list-style-type: none"> <li>Taxiway Edge</li> </ul>

### Power Supply

Current Driven

RELIANCE LED lights have been designed to work with any IEC or FAA-compliant transformer up to 100 W without affecting performance or lifetime of the light or the transformer.

<b>ETES Fixture w/ heater</b>	<b>Fixture Load</b>	<b>Isolation Transfmr.</b>	<b>Isol. XF Load</b>	<b>CCR Load</b>
Off	12 VA	20/25 W	7.5 VA	19.5 VA
Off	12 VA	30/45 W	8.4 VA	20.4 VA
On	25 VA	20/25 W	7.5 VA	32.5 VA
On	25 VA	30/45 W	9 VA	34 VA
<b>ETES Fixture w/out heater</b>	<b>Fixture Load</b>	<b>Isolation Transfmr.</b>	<b>Isol. XF Load</b>	<b>CCR Load</b>
Off	12 VA	10/15 W	3 VA	15 VA
Off	12 VA	30/45 W	8.4 VA	20.4 VA

#### Voltage Driven

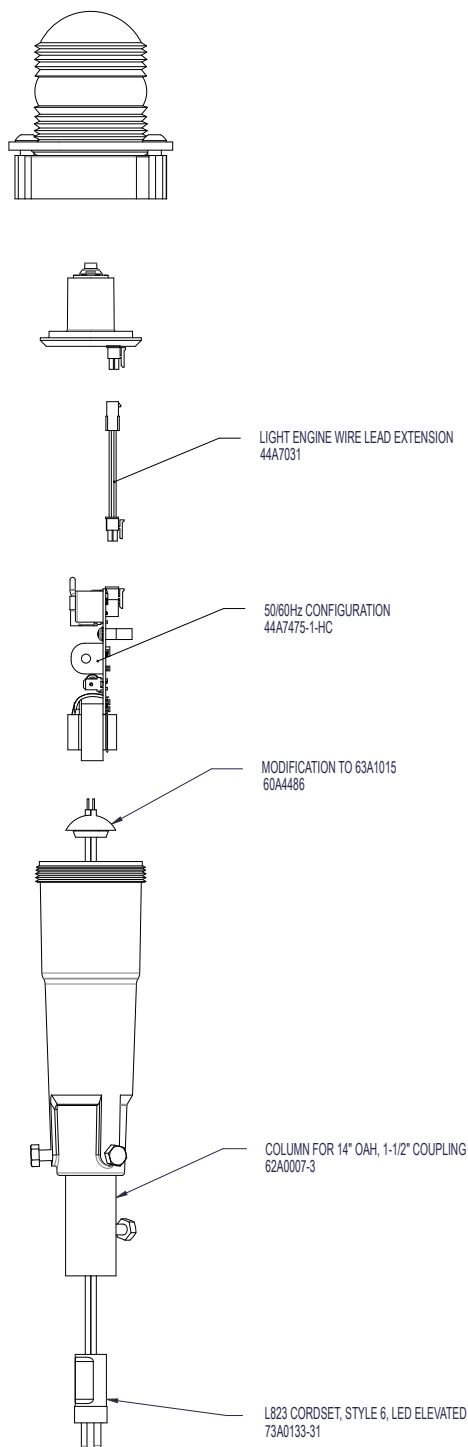
Input voltage:	95 VAC (min.) - 264 VAC (max.), 50/60 Hz
Maximum input power (w/out heater):	10.2 VA
Maximum input power (w/heater):	25.2 VA at 120 VAC



## 2.0 RELIANCE ETES Parts

To order parts, call ADB SAFEGATE Customer Service or your local representative. Use this four-column parts list, and the accompanying illustration, to describe and locate parts correctly.

**Figure 1: RELIANCE ETES Assembly**



### Ordering Code

#### LED Color

- 1 = Blue (Glass)
- 2 = Red (special applications only)<sup>1</sup>
- 3 = White (special applications only)<sup>1</sup>
- 4 = Green (special applications only)<sup>1</sup>
- 5 = Yellow (special applications only)<sup>1</sup>
- 6 = Blue (UV-resistant Polycarbonate)

#### Fixture Height

- 0 = 14" OAH without coupling<sup>3</sup>
- 1 = 14" OAH with 1.5-inch coupling, 12 TPI
- 2 = 24" OAH with 1.5-inch coupling, 12 TPI
- 3 = 30" OAH with 1.5-inch coupling, 12 TPI
- 4 = 14" OAH with 2-inch coupling, 11.5 TPI
- 5 = 24" OAH with 2-inch coupling, 11.5 TPI
- 6 = 30" OAH with 2-inch coupling, 11.5 TPI
- 7 = 14" OAH with 2-inch coupling, 11 TPI<sup>4</sup>
- 8 = 24" OAH with 2-inch coupling, 11 TPI<sup>4</sup>
- 9 = 30" OAH with 2-inch coupling, 11 TPI<sup>4</sup>
- A = No column or frangible coupling, Style 6 cord
- B = 14" OAH with 1.5-inch slot coupling
- C = 24" OAH with 1.5-inch slot coupling
- D = 30" OAH with 1.5-inch slot coupling
- E = 14" OAH with 1.5" x 2" slot coupling, 11.5 TPI
- F = 24" OAH with 1.5" x 2" slot coupling, 11.5 TPI
- G = 30" OAH with 1.5" x 2" slot coupling, 11.5 TPI
- H = No column or frangible coupling, Style 1 cord
- L = 14" OAH with 2" coupling, 11.5 TPI, 22" cord set
- M = 18" OAH with 1.5" x 2" slot coupling, 11.5 TPI
- N = 18" OAH with 1.5-inch coupling
- P = 18" OAH with 2-inch coupling, 11.5 TPI
- Q = 18" OAH with 2-inch coupling, 11 TPI<sup>4</sup>
- S = 20" OAH with 1.5-inch coupling
- T = 20" OAH with 1.5-inch slot coupling
- U = 20" OAH with 2-inch coupling, 11 TPI<sup>4</sup>
- V = 20" OAH with 2-inch coupling, 11.5 TPI

#### Power

- 1 = Current Driven, 50/60 Hz<sup>5</sup>
- 3 = 95-264 VAC, 50/60 Hz

#### Arctic Option

- 0 = Without arctic option
- 1 = With arctic option<sup>2</sup>

#### Notes

- <sup>1</sup> Not submitted for ETL testing
- <sup>2</sup> When powered by a parallel circuit, heater is designed for use at only 120 VAC,  $\pm 10\%$ , 50/60 Hz
- <sup>3</sup> Configuration sold with no column and no coupling
- <sup>4</sup> Normally used in metric applications
- <sup>5</sup> Any current-driven option carries the CE Mark

ETES - X X X X

Figure 2: L-861T ETES Fixture (part 1 of 2)

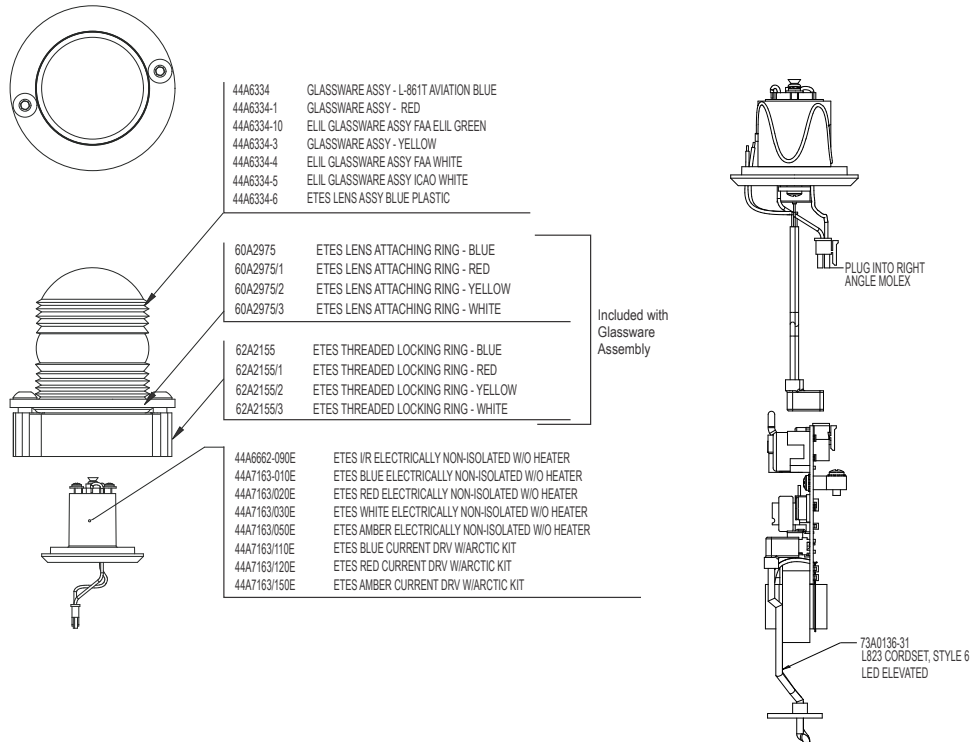


Figure 3: L-861T ETES Fixture (part 2 of 2)

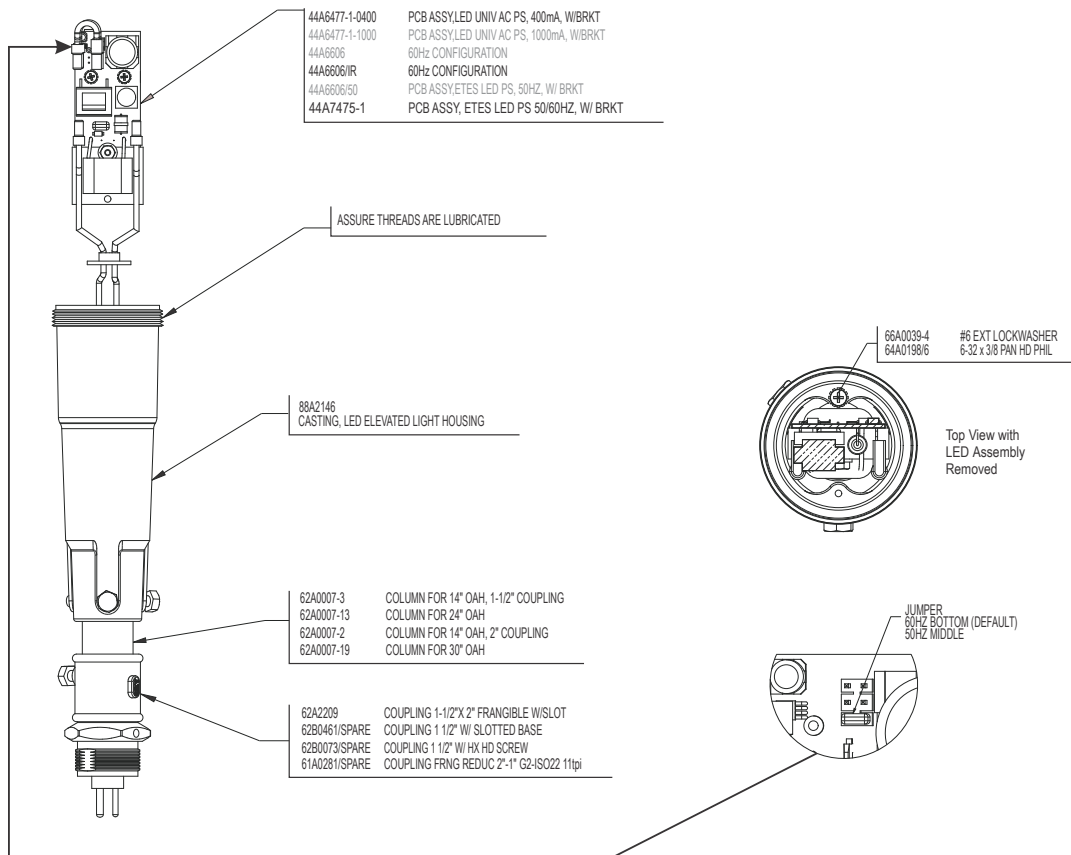


Figure 4: L-861T ETES Fixture and L-861T ETES (without heater)

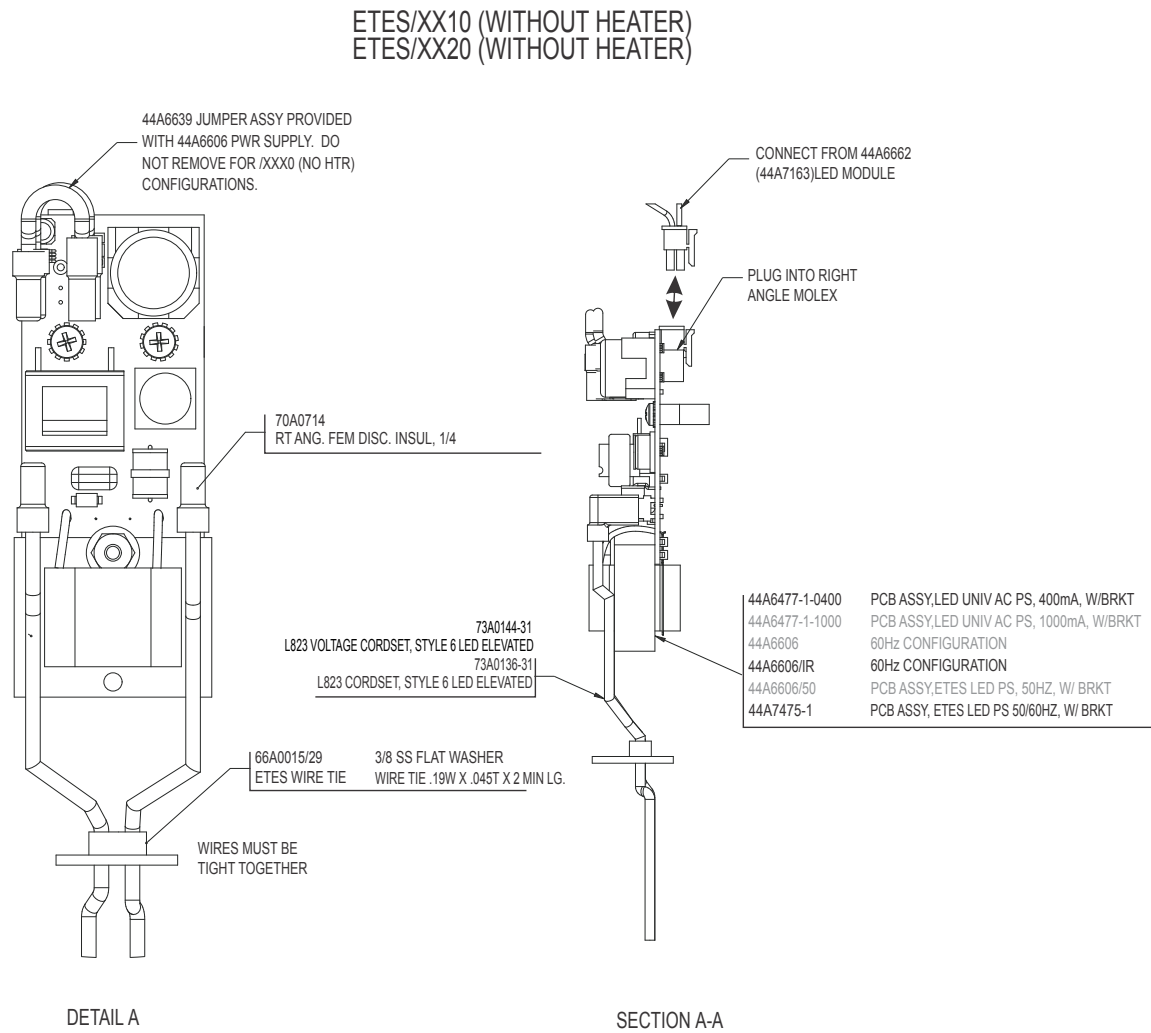
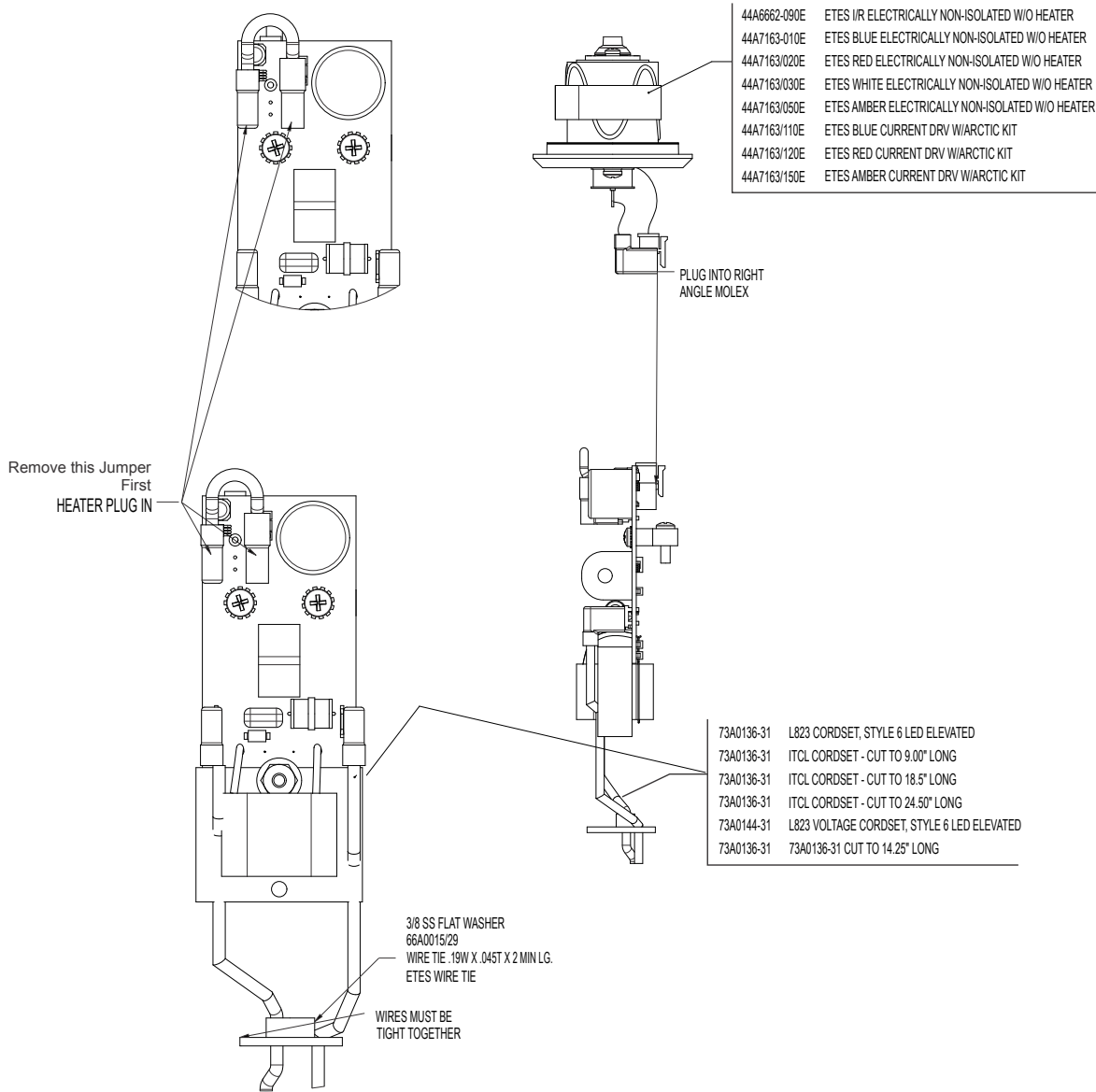


Table 1: Main Components Parts Not Shown List

Part Number	Description
67A0033	Thermal Joint Compound
67A0048	Anti-seize compound

Figure 5: L-861T ETES (with heater)

ETES/XX11 (WITH HEATER)  
ETES/XX21 (WITH HEATER)

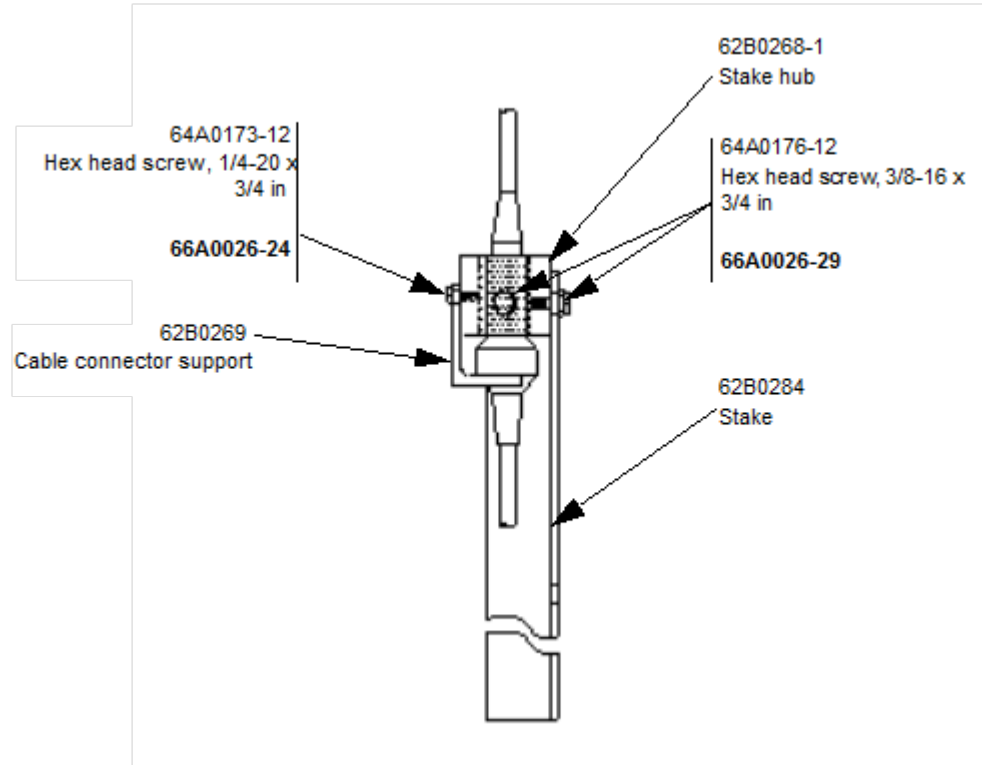


DRAWING NUMBER: ETES-XXXX  
REV: AJ-02

## 2.1 L-861T Optional Stake Assembly Parts List

See Figure 9. The optional stake assembly part number is 44B0348.

**Figure 6: Stake Assembly**



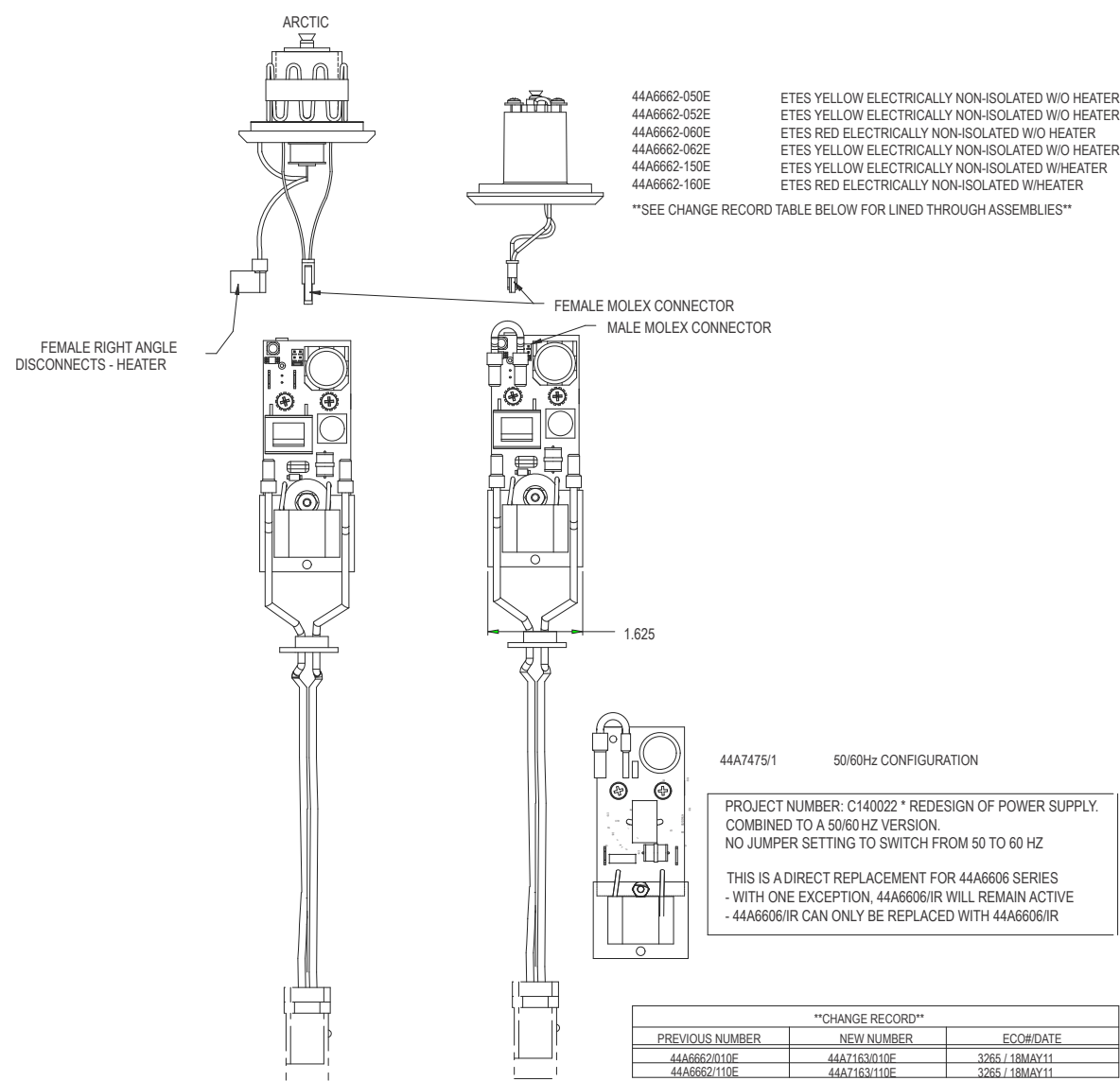
## 2.2 Optional Parts

Refer below for optional parts.

Part Number	Description
1935	12-inch-diameter base plate, 1.5-12 UNF tap (Supplied with gasket.)

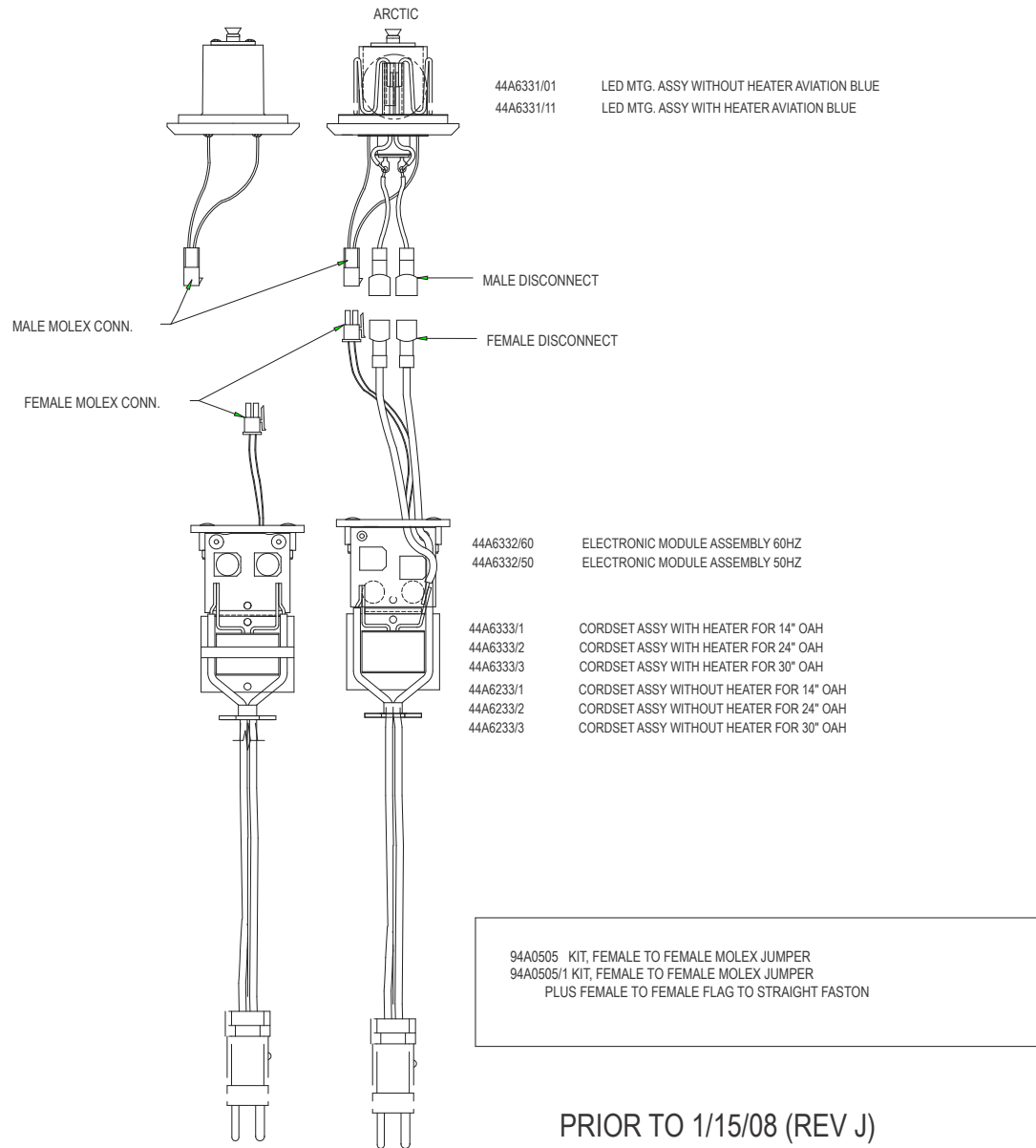
2.3 Retrofit Charts

Figure 7: ETES LED Retro Fit Chart to Rev J and After 1/15/08



AFTER 1/15/08 (REV J)

Figure 8: ETES LED Retro Fit Chart Prior to 1/15/08 Rev J



### 2.3.1 LED Replacement Charts

Table 2: ETES Replacement Chart For ETES/XXXX REV J CHANGE

ETES	OLD		CURRENT		Replace Old with New	
	PCB	LED MODULE	PCB	LED MODULE	Replace PCB	Replace LED Module
/1X10 BLUE 60HZ NO ARC	44A6332/60 1W	44A6331/01 1W LED	44A6606	44A7163/010E 1W LED	44A6606 + 94A0505 + 94A0525/XX + 44A6639	44A7163/010E + 94A0523
/1X11 BLUE 60HZ ARC	44A6332/60	44A6331/11 1W LED	44A6606	44A7163/110E 1W LED	44A6606 + 94A0505/1 + 94A0525/XX	44A7163/110E + 94A0523/1

**Table 2: ETES Replacement Chart For ETES/XXXX REV J CHANGE (continued)**

/1X20 BLUE 50HZ NO ARC	44A6332/50	44A6331/01 1W LED	44A6606	44A7163/010E 1W LED	44A6606 + 94A0505 + 94A0525/XX + 44A6639	44A7163/010E + 94A0523
/1X21 50HZ ARC	44A6332/50	44A6331/11 1W LED	44A6606	44A7163/110E 1W LED	44A6606 + 94A0505/1 94A0525/XX	44A7163/110E + 94A0523/1
/1X30 BLUE 95-264VAC NOARC	44A6477/1/0400	44A6331/01 1W LED	44A6477/1/0400	44A6662/012E 1W LED	DIRECT REPLACEMENT	44A6662/012E
/2X10 RED 60HZ NO ARC	44A6332/60	44A6331/06 1W LED	44A6606	44A6662/060E 1W LED Obsolete	44A6606 + 94A0505 + 94A0525/XX + 44A6639	44A6662/060E + 94A0523
/2X11 RED 60HZ ARC	44A6332/60	44A6331/16 1W LED	44A6606	44A6662/160E 1W LED	44A6606 + 94A0505/1 + 94A0525/XX	44A6662/160E + 94A0523/1
/2X30 RED 95-264VAC NOARC	44A6477/1/0400	44A6662/0610 1W LED	44A6477/1/0400	44A6662/062E 1W LED	DIRECT REPLACEMENT	44A6662/062E
/5X10 YEL 60HZ NO ARC	44A6332/60	44A6331/05 1W LED	44A6606	44A6662/050E 1W LED Obsolete	44A6606 + 94A0505 + 94A0525/XX + 44A6639	44A6662/050E + 94A0523
/5X11 YEL 60HZ ARC	44A6332/60	44A6331/15 1W LED	44A6606	44A6662/150E 1W LED	44A6606 + 94A0505/1 + 94A0525/XX	44A6662/150E + 94A0523/1
/5X30 YEL 95-264VAC NOARC	44A6477/1/0400	44A6662/0510 1W LED	44A6477/1/0400	44A6662/052E 1W LED Obsolete	DIRECT REPLACEMENT	44A6662/052E

**Table 3: Replacement Kits**

KIT	DESCRIPTION	NOTES
94A0505	KIT LED WIRE LEAD F-F	Adapt a 44A6606 PCB to a 44A6331 LED Module no arctic
94A0505/1	KIT LED WIRE LEAD F-F + (2) FLAG TO FASTON HEATER JUMPER F-F	Adapt a 44A6606 PCB to a 44A6331 LED Module with arctic
94A0523	KIT LED WIRE LEAD M-M	Adapt a 44A6662 LED Module to a 44A6332 PCB no arctic
94A0523/1	KIT LED WIRE LEAD M-M + (2) FASTON HEATER JUMPER M-M	Adapt a 44A6662 LED Module to a 44A6332 PCB with arctic
94A0525/XX	L-823 CORDSET FOR 44A6606 POWER SUPPLY /XX for overall height	Use when replacing 44A6332 Power Supply
44A6639	ETES JUMPER ASSEMBLY	Use with 44A6606 Power Supply without arctic kit


**Note**

Second generation 5W LED Module and 5W PCB Power Supply are no longer available and must be replaced. 5W assemblies: 44A6332/60/5 - 5W PCB Power Supply 44A6331/11/5W - 5W LED Module with Heater



## 2.4 RELIANCE ETES Spare Parts

**Table 4: ETES-L Spare Parts**

Description	Part No.
Column for 14" OAH, 1.5-inch coupling	62A0007-3
Column for 14" OAH, 2-inch coupling	62A0007-2
Column for 24" OAH	62A0007-13
Column for 30" OAH	62A0007-19
Cord set, L-823 3-pin, male, 95-264 VAC	73A0144-31
Cord set, L-823 3-pin, female, 95-264 VAC	73A0145-12
Cord set, L-823, 2-pin, Style 6, current driven (without terminal)	73A0136-31
Cord set assembly, current driven, 14" OAH	44A6835-14
Cord set assembly, current driven, 24" OAH	44A6835-24
Cord set assembly, current driven, 30" OAH	44A6835-30
Frangible coupling, 1.5 inch, 12 TPI	62B007/SPARE
Frangible coupling, 1.5 inch, 12 TPI, with slot*	62B0461/SPARE
Frangible reducer coupling, 2-1 inch, 11.5 TPI	61A0281/SPARE
Frangible reducer coupling, 2-1 inch, 11 TPI	61A0350/SPARE
Gasket, lens bearing	63A1048
Glassware, blue	63A1054-1
Glassware, red	63A1054-2
Glassware, yellow	63A1054-3
Glassware, green	63A1054-5
Glassware, white	63A1117-W
Glassware assembly, blue	44A6334
Glassware assembly, red	44A6334-1
Glassware assembly, yellow	44A6334-3
Glassware assembly, white	44A6334-4
Glassware assembly, green	44A6334-10
Lens (UV resistant polycarbonate), blue	63A1088-B
Lens assembly, blue (UV-resist. polycarbonate)	44A6334-6
Terminal, 90°, for cord set	70A0714
PCB ASSY, ETES LED PS 50/60HZ, W/ BRKT	44A7475-1

\* Slot across threaded end allows easy replacement of broken frangible coupling



## Appendix A: Spares and Support

Our experienced engineers are available for support and service at all times, 24 hour/7 days a week. They are part of a dynamic organization making sure the entire ADB SAFEGATE is committed to minimal disturbance for airport operations.

**Table 5: ADB SAFEGATE Spares and Support**

### Ordering Spares

**Never take a chance with airfield safety...** Use original spares from ADB SAFEGATE <https://adbsafegate.com/product-center/spare-parts/>  
Three quick ways to find spare parts:

1. Use the search link above to drill down to lists of spare parts or the exact part you need for your ADB Safegate equipment.
2. Find the spare parts button on any product page, it will take you to a list of spare parts for that specific product.
3. Download the product manual from any product page, the list of spare parts is usually located near the end of the manual.

<https://adbsafegate.com/product-center/>

As the world leader in airfield equipment, we are committed to ensuring our products meet the highest quality standards, as well as ensuring the product longevity and performance.

While regular preventive maintenance can improve airfield availability and equipment lifespan, it cannot eliminate downtime or the risk of equipment failure. Your best bet is to replace the faulty component with a genuine spare part that performs to the standards you expect, and ensures your equipment is back in business at the earliest possible time.

### What you get with original spares from ADB Safegate:

We manufacture and offer genuine, original spare parts not only for our existing products portfolio but for phased-out products for up to a period of 10 years.

### Live Technical Support - Americas

If at any time you have a question or concern about your product, just contact ADB SAFEGATE's technical service department. Trained in all areas of system issues, troubleshooting, quality control and technical assistance, our highly experienced Technical support specialists are available 24 hours a day, seven days a week to provide assistance over the phone.

**ADB SAFEGATE Americas Technical Service & Support (US & Canada):**  
**+1-800-545-4157**


**ADB SAFEGATE Americas Technical Service & Support (International):**  
**+1-614-861-1304**

During regular business hours, you can also Chat with a Service Technician. We look forward to working with you!

### Before You Call

When you have an airfield lighting or system control system problem it is our goal to support airfield maintenance staff as quickly as possible. To support this effort we ask that you have the following information ready before calling.

- The airport code
- If not with an airport, then company name (prefer customer id number)
- Contact phone number and email address
- Product with part number preferable or product number
- Have you reviewed the product's manual and troubleshooting guide
- Do you have a True RMS meter available (and any other necessary tools)
- Be located with the product ready to troubleshoot



### Note

For more information, see [www.adbsafegate.com](http://www.adbsafegate.com), or contact ADB SAFEGATE Support via email at [support@adbsafegate.com](mailto:support@adbsafegate.com) or

Brussels: +32 2 722 17 11

Rest of Europe: +46 (0) 40 699 17 40

Americas: +1 614 861 1304. Press 3 for technical service or press 4 for sales support.

China: +86 (10) 8476 0106

## A.1 ADB SAFEGATE Website

The ADB SAFEGATE website, [www.adbsafegate.com](http://www.adbsafegate.com), offers information regarding our airport solutions, products, company, news, links, downloads, references, contacts and more.

## A.2 Recycling

### A.2.1 Local Authority Recycling

The disposal of ADB SAFEGATE products is to be made at an applicable collection point for the recycling of electrical and electronic equipment. The correct disposal of equipment prevents any potential negative consequences for the environment and human health, which could otherwise be caused by inappropriate waste handling. The recycling of materials helps to conserve natural resources. For more detailed information about recycling of products, contact your local authority city office.

### A.2.2 ADB SAFEGATE Recycling

ADB SAFEGATE is fully committed to environmentally-conscious manufacturing with strict monitoring of our own processes as well as supplier components and sub-contractor operations. ADB SAFEGATE offers a recycling program for our products to all customers worldwide, whether or not the products were sold within the EU.

ADB SAFEGATE products and/or specific electrical and electronic component parts which are fully removed/separated from any customer equipment and returned will be accepted for our recycling program.

All items returned must be clearly labeled as follows:

- For *ROHS/WEEE* Recycling
- Sender contact information (Name, Business Address, Phone number).
- Main Unit Serial Number.

ADB SAFEGATE will continue to monitor and update according for any future requirements for *EU directives* as and when *EU member states* implement new *regulations* and or *amendments*. It is our aim to maintain our *compliance plan* and assist our customers.

## Company Addresses

ADB SAFEGATE	ADB SAFEGATE, Belgium: Leuvensesteenweg 585, B-1930 Zaventem Belgium
Contact: Tel.: +32 2 722 17 11, Fax: +32 2 722 17 64	Email: <a href="mailto:marketing@adbsafegate.com">marketing@adbsafegate.com</a> Internet: <a href="http://www.adbsafegate.com">www.adbsafegate.com</a>
Americas LLC	ADB SAFEGATE, Americas: 977 Gahanna Parkway, Columbus, OH 43230 USA
Contact: Tel.: +1 (614) 861 1304, Fax: +1 (614) 864 2069	Email: <a href="mailto:sales.us@adbsafegate.com">sales.us@adbsafegate.com</a> Internet: <a href="http://www.adbsafegate.com">www.adbsafegate.com</a>
ADB SAFEGATE Sweden AB	ADB SAFEGATE, Sweden: Djurhagegatan 19 SE-213 76 Malmö Sweden
Contact: Tel.: +46 (0)40 699 17 00, Fax: +46 (0)40 699 17 30	Email: <a href="mailto:marketing@adbsafegate.com">marketing@adbsafegate.com</a> Internet: <a href="http://www.adbsafegate.com">www.adbsafegate.com</a>
ADB SAFEGATE Airfield Technologies Ltd. China	ADB SAFEGATE, China: Unit 603, D Block, CAMIC International Convention Center, No 3, Hua Jia Di East road, ChaoYang district, Beijing 100102 P.R. China
Contact: Tel.: +86 (10) 8476 0106, Fax: +86 (10) 8476 0090	Email: <a href="mailto:china@safegate.com">china@safegate.com</a> Internet: <a href="http://www.adbsafegate.com">www.adbsafegate.com</a>
ADB SAFEGATE Germany GmbH	ADB SAFEGATE Germany GmbH, Mannheim: Konrad-Zuse-Ring 6, D-68163 Mannheim Germany
Contact: Tel.: +49 (621) 87 55 76-0, Fax: +49 (621) 87 55 76-55	Email: <a href="mailto:marketing@adbsafegate.com">marketing@adbsafegate.com</a> Internet: <a href="http://www.adbsafegate.com">www.adbsafegate.com</a>



**Powering Your Airport Performance  
from Approach to Departure**

**[adbsafegate.com](https://adbsafegate.com)**

Copyright © ADB SAFEGATE, all rights reserved

