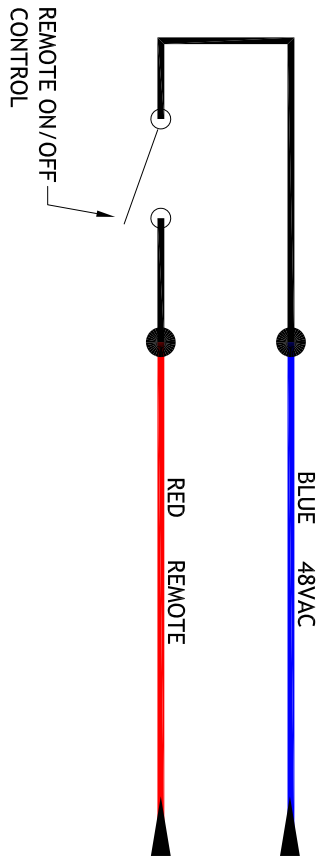
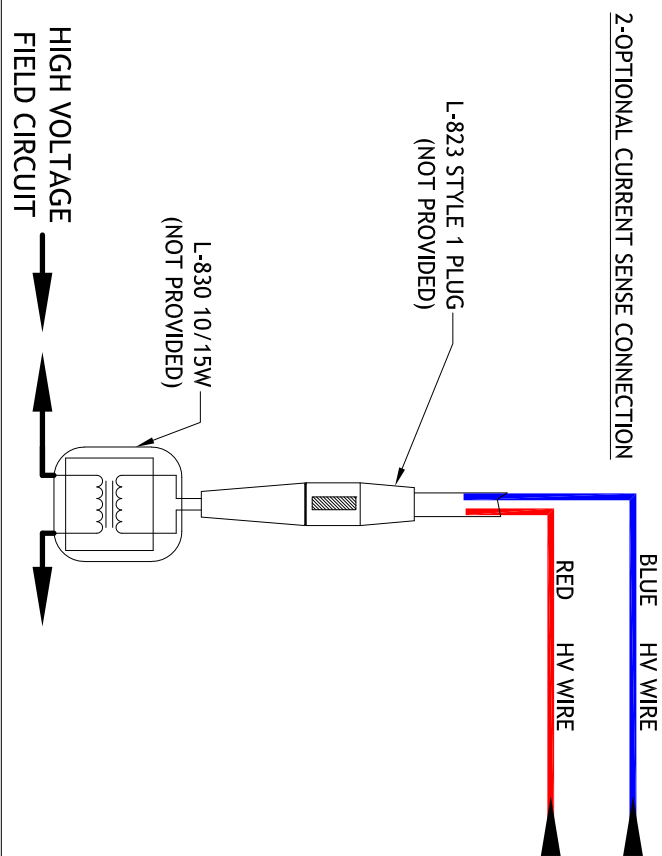




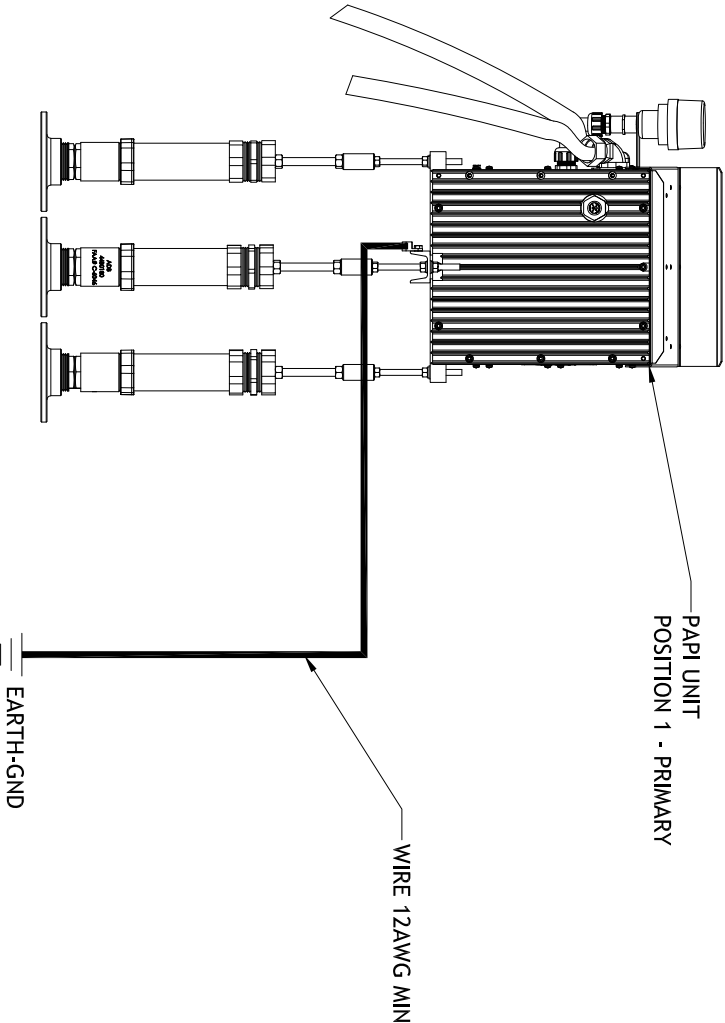
1-OPTIONAL REMOTE CONNECTION



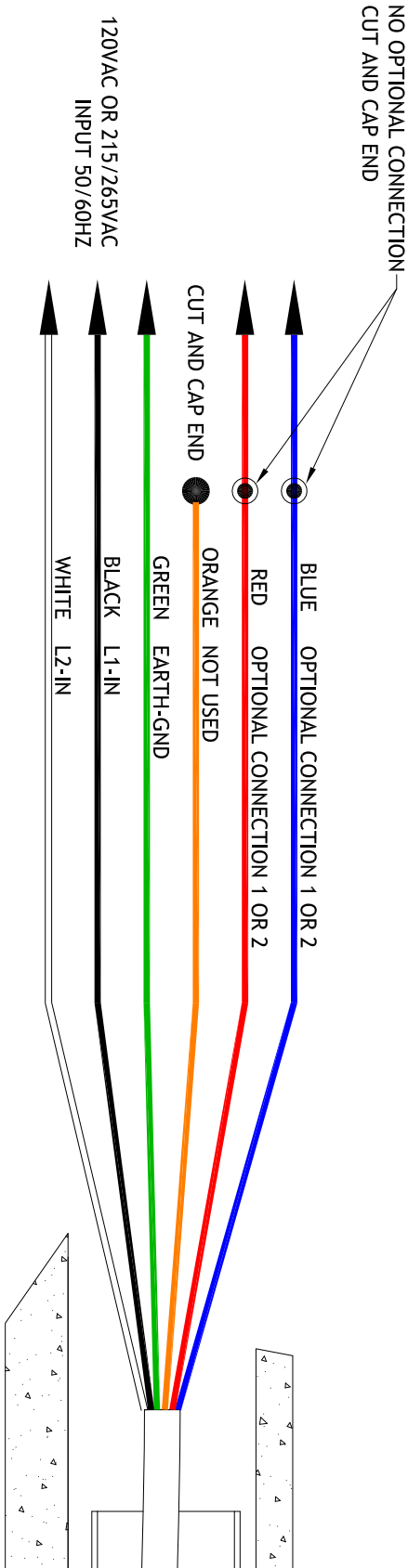
2-OPTIONAL CURRENT SENSE CONNECTION



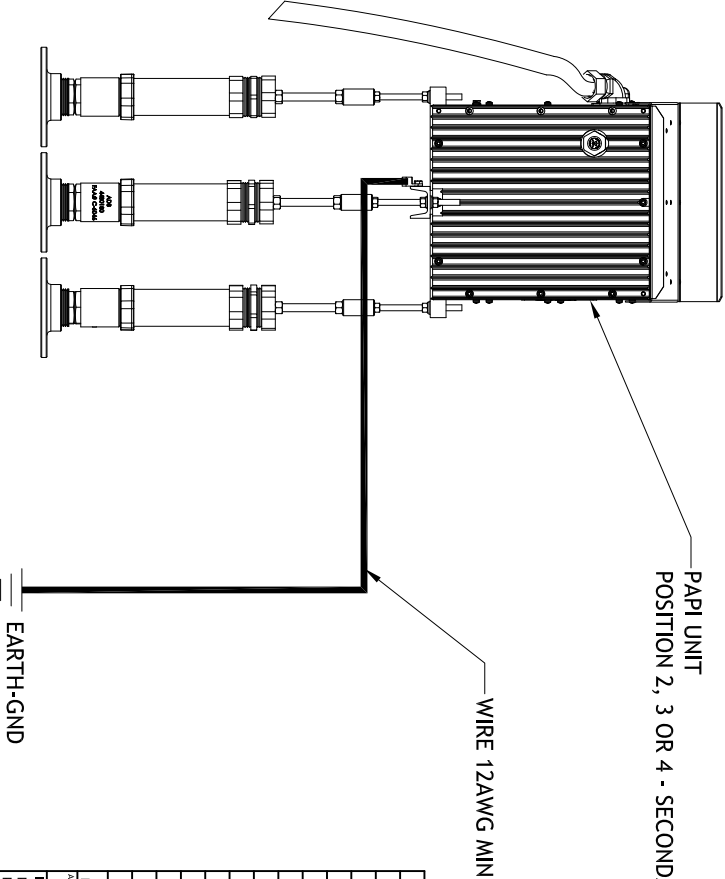
DETAIL B: PRIMARY OR SECONDARY UNIT EARTH GROUND CONNECTION



DETAIL A: SYSTEM WIRE SPLICING



PAPI UNIT  
POSITION 2, 3 OR 4 - SECONDARY



CONTROLLED COPY									
Unauthorized duplication of this document in whole or part is prohibited. Initialed in RED ink below indicates authorized copy.									
INITIAL & DATE: _____									
<div><div>ADD</div><div>3</div></div>									
ADB Airfield Solutions									
P.O. Box 30829									
977 Gahanna Parkway									
Columbus, OH 43230									
Tel: (614) 861-1304									
Fax: (614) 864-2069									
DRAWING TITLE:									
LED PAFL I-880 STYLE A									
(4-BOX VOLTAGE DRIVEN SYSTEM)									
INSTALLATION OF FIELD CABLING									
A-01	...	INITIAL RELEASE							
REV	ECO								
LEVEL	NUMBER	REVISION DESCRIPTION							
99A0064/X	117A0078	43A4144/XXXX	DRAWN BY:	WH	20MAR14				
ASSOCIATED DRAWINGS:			DRAWN DATE:	REV	DATE				
			19 FEB 2014						
Information contained on this drawing is to be used expressly in accord with purpose for which it was submitted. Any disclosure of this information is strictly prohibited except as ADB Airfield Solutions, Inc. may otherwise agree in writing.									
Copyright © 2011 ADB Airfield Solutions.									
SCALE: N/A									
DRAWING NUMBER: 117A00087									
SHEET NUMBER: 2 OF 2									
REV: A-01									