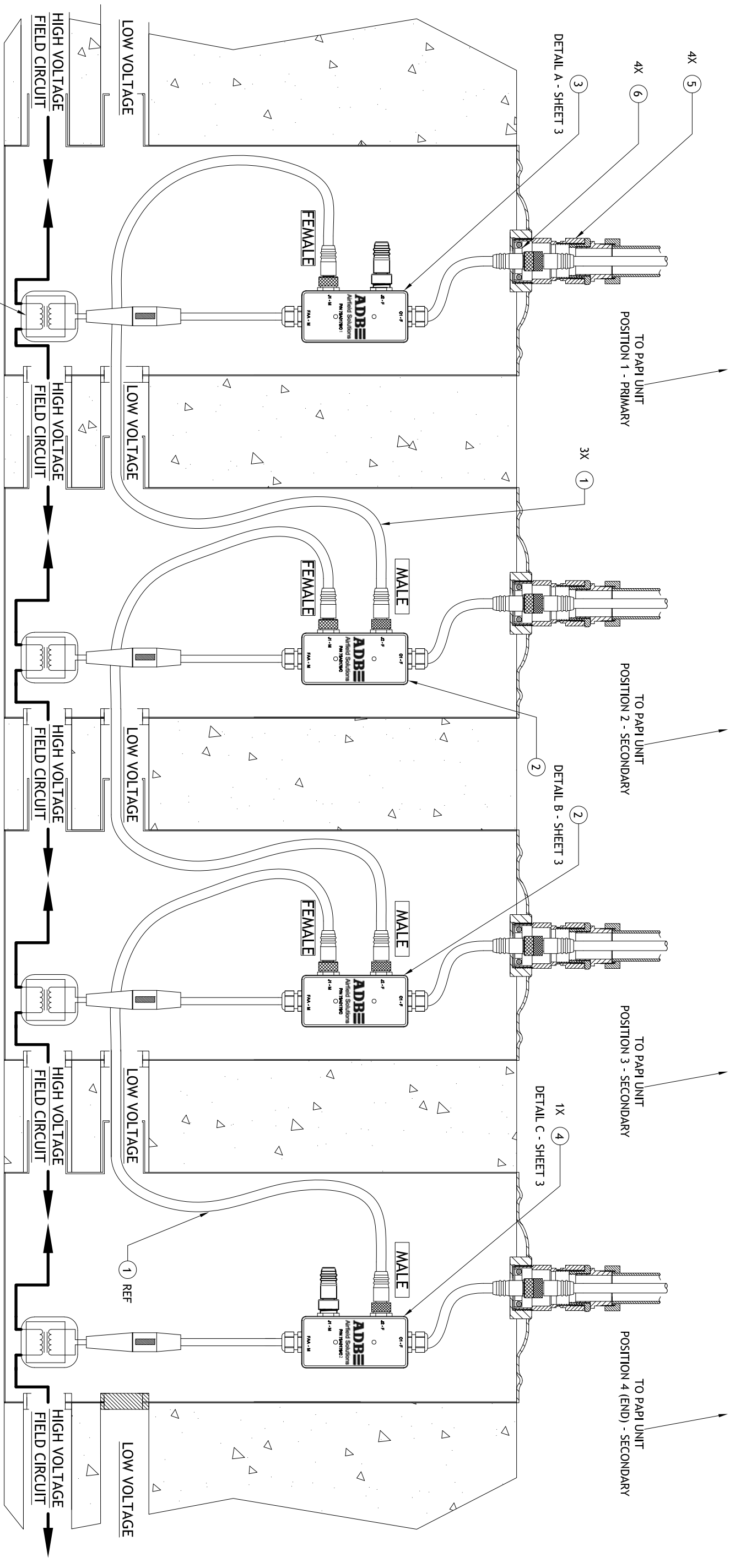


WARNING:
PLUGS MAY HAVE BEEN LOOSENED
DURING SHIPPING. AT TIME OF
INSTALLATION VERIFY THAT PLUGS ARE
SECURELY FASTENED TO RECEPTACLES

4-BOX CURRENT DRIVEN FIELD INSTALLATION (NON-REDUNDANT SHOWN)



94A0664/B4X : LED PAPI L-880 STYLE B EXTERNAL CABLE KIT (4-BOX CURRENT DRIVEN) - NOTE 2				
ITEM NO.	PART NUMBER	DESCRIPTION	/B4	/B4R
1	73A0178/LC	REMAKE MINI-LINK 40FT 6P FEMALE/MALE-INT 16/6 STOW W/ SCREW CAP	3	3
2	73A0179/C	LED PAPI STYLE B (CURRENT DRIVEN) JUNCTION BOX	2	2
3	73A0179/C1	LED PAPI STYLE B (CURRENT DRIVEN) JUNCTION BOX W/MALE PLUG	1	1
4	73A0179/C2	LED PAPI STYLE B (CURRENT DRIVEN) JUNCTION BOX W/FEMALE PLUG	1	1
5	62A0711	FRANGIBLE COUPLING 2-11.5 NPT L-880/L-881	4	8
6	63A0563	CABLE CLAMP 961-X	4	8

L-830 200W
(NOT PROVIDED)

- NOTES:

1. ALL EXTERNAL CABLES ARE PROVIDED IN ADB KIT # 94A0664/B4 AND /B4R (REDUNDANT).
2. THE 94A0664/B4R KIT CONTAINS (8) 63A0563 CABLE CLAMPS. ONLY (4) ARE REQUIRED IF THE REDUNDANT ISOLATION TRANSFORMERS ARE PROVIDED WITH STYLE 8 SECONDARY..
3. DURING INSTALLATION OF CABLE SYSTEM, LEAVE CAPS IN PLACE TO PROTECT CONNECTORS/ RECEPTACLES. REMOVE CAPS ONLY WHEN MAKING FINAL CONNECTIONS. PLUGS ARE PRE-INSTALLED ON 73A0179/CX AND ARE NOT TO BE REMOVED.
4. DO NOT REMOVE THE CAPS ON THE UNUSED JUNCTION BOX RECEPTACLES. ENSURE CAPS OF UNUSED RECEPTACLES ARE SECURELY FASTENED.
5. FOR CORRECT PAPI UNIT POSITIONS AS ASSOCIATED TO THE RUNWAY, LOCATE UNITS PER ADB DOCUMENT # 117A0078 SHEET 2.
6. SEE SHEET 3 FOR PAPI UNIT TO EARTH GROUND CONNECTION.
7. REFERENCE ADB DOCUMENT # 43A4165/XXXX FOR INTERNAL WIRING OF PAPI UNITS.

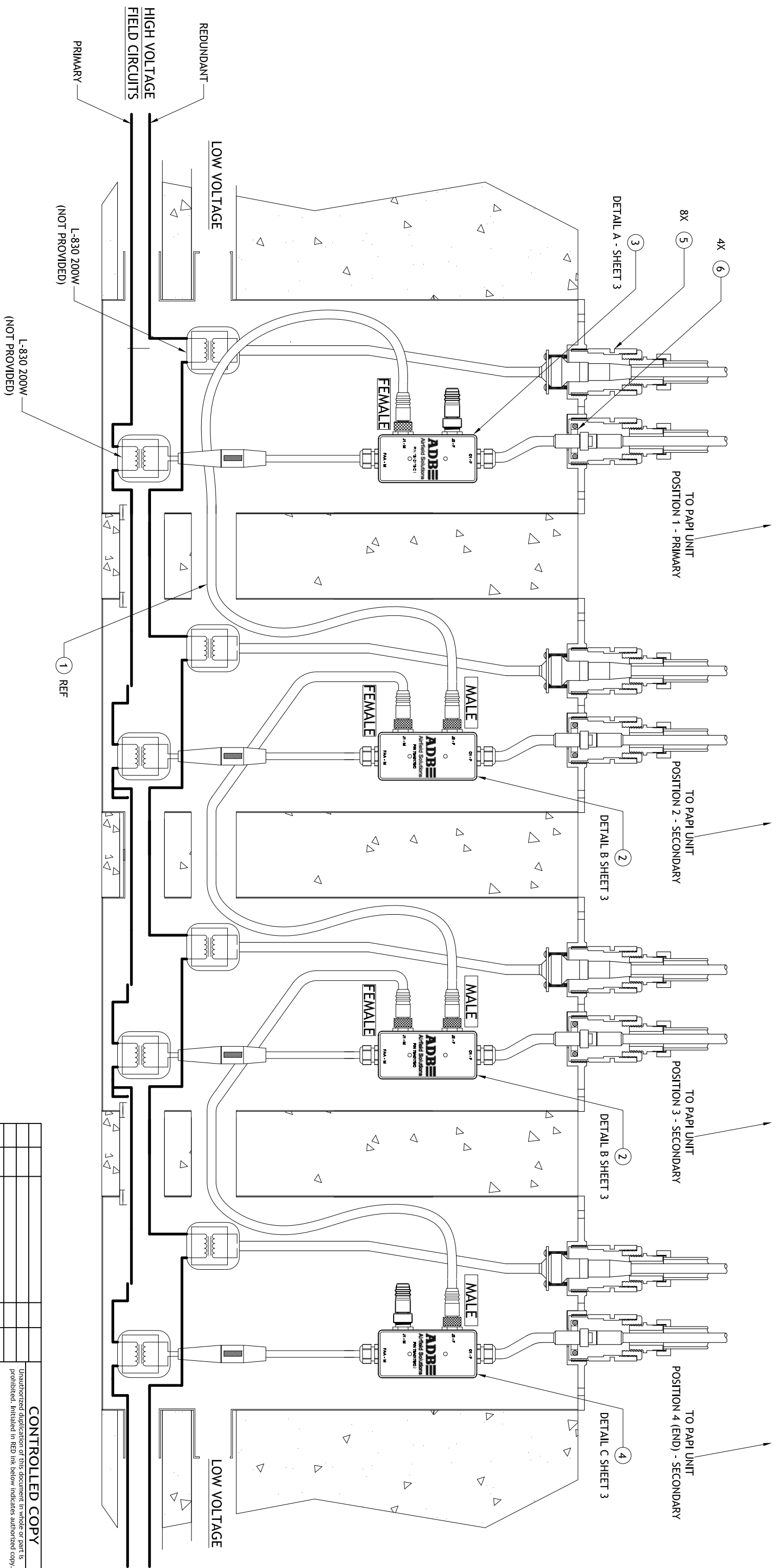
REV D NOTES:

* ADD SHEET 2 TO SHOW REDUNDANT PAPI B 4 BOX INSTALLATION.
* REVISE COMPONENT QUANTITY FOR 94A0664/BAR CONFIGURATION.

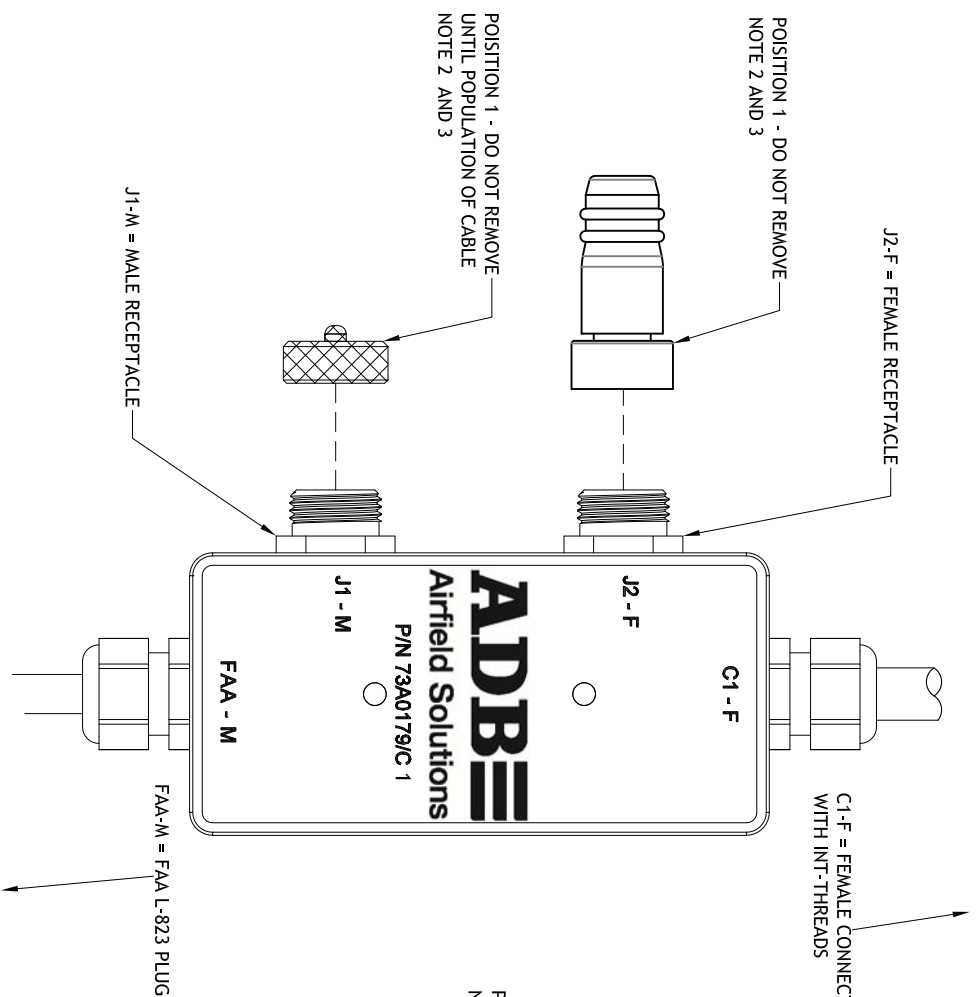
CONTROLLED COPY

CONTROLLED COPY					
Unauthorized duplication of this document in whole or part is prohibited. Initialed in RED ink below indicates authorized copy.					
INITIAL & DATE: _____					
E	INC-421	CLEARF VIEWS	DLR	28JUL20	P.O. Box 30829 7977 Gahanna Parkway Columbus, OH 43230 Tel: (614) 861-1304 Fax: (614) 864-2069
D	INC-421	SEE REV D NOTES	DLR	08JUN20	
C	INC-268	ADDITION OF POSITION 1 AND 4 BOXES	SFS	19JUL19	DRAWING TITLE: LED PAPER L-880 STYLE B (4-BOX CURRENT DRIVEN SYSTEM) INSTALLATION OF FIELD CABLING
B	4274	ADD REBUNDANT CONFIGURATION	DLR	31AUG17	
A01	ECO	INITIAL RELEASE	WH	20MAR14	
REV	LEVEL NUMBER	REVISION DESCRIPTION	DRAWN BY	DATE	
94A0064 X	117ZA0078	43JA165 /XXXX	WHALLAM	19 FEB 2014	
					SCALE: N/A
			SHEET NUMBER:		
			1 OF 3		
DRAWING NUMBER: 117ZA0088					REV. E

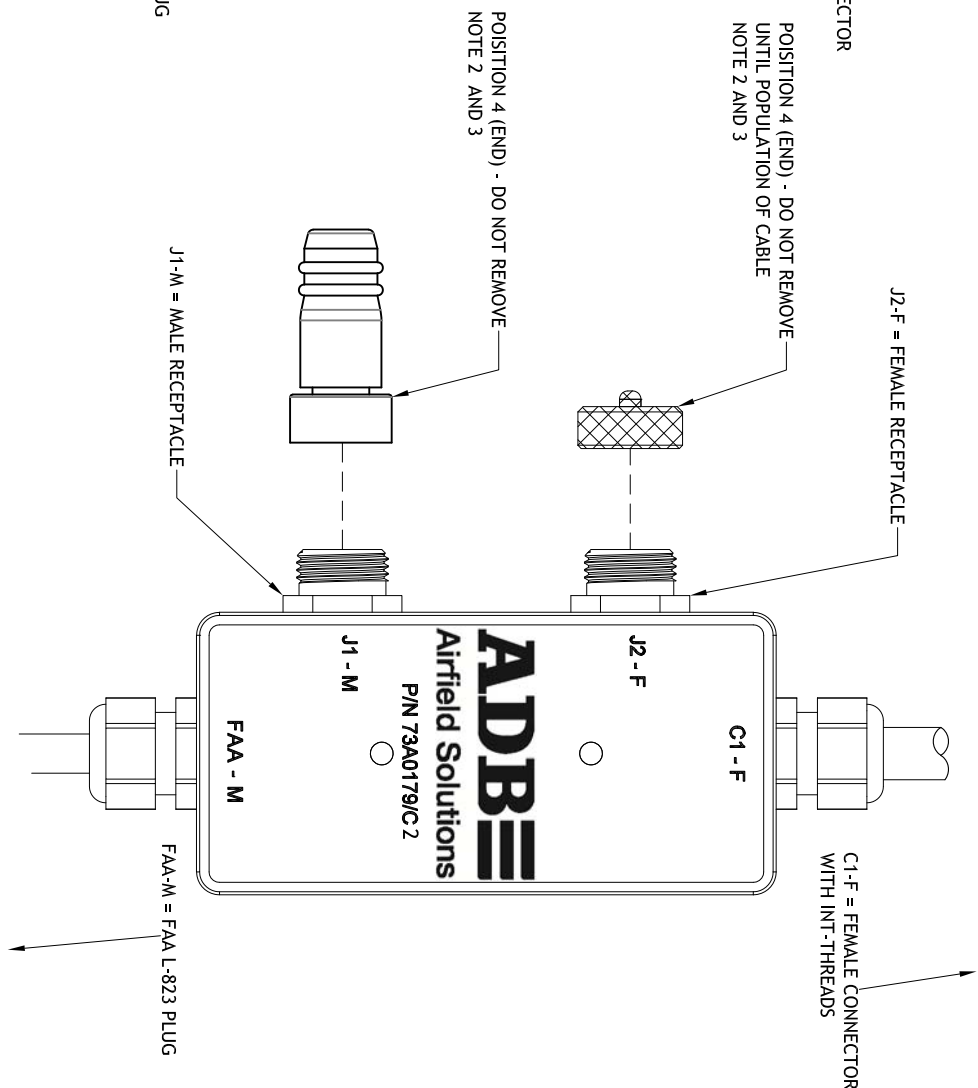
4-BOX CURRENT DRIVEN FIELD INSTALLATION (REDUNDANT SHOWN)

[illegible]

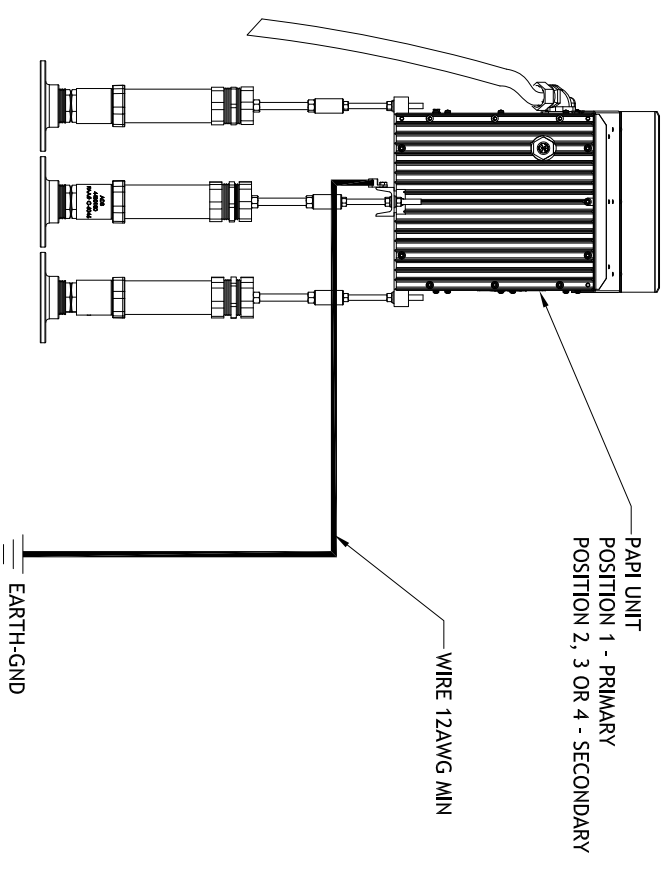
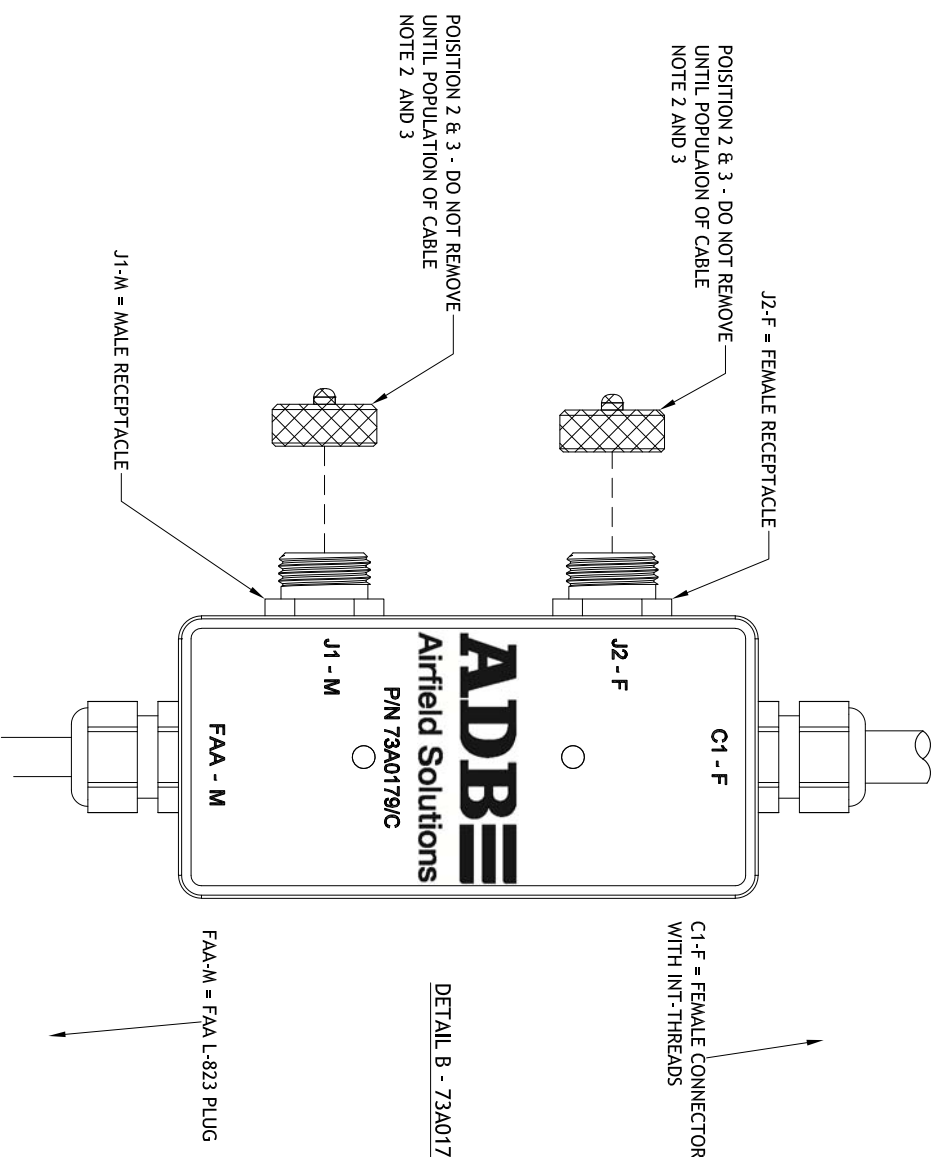
DETAIL A - 73A0179/C1: JUNCTION BOX



DETAIL C - 73A0179/C2: JUNCTION BOX



DETAIL B - 73A0179/C: JUNCTION BOX

[illegible]